
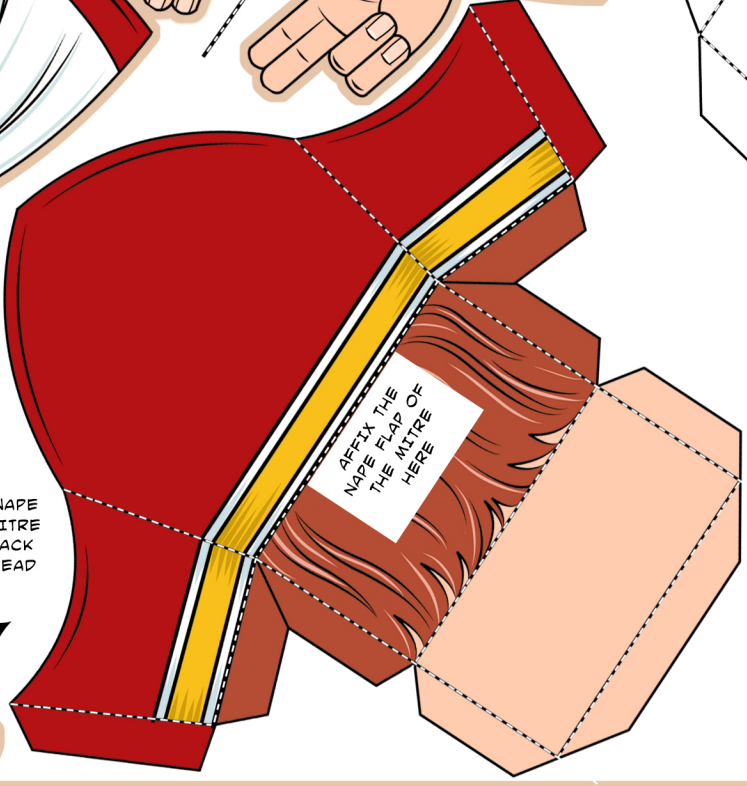
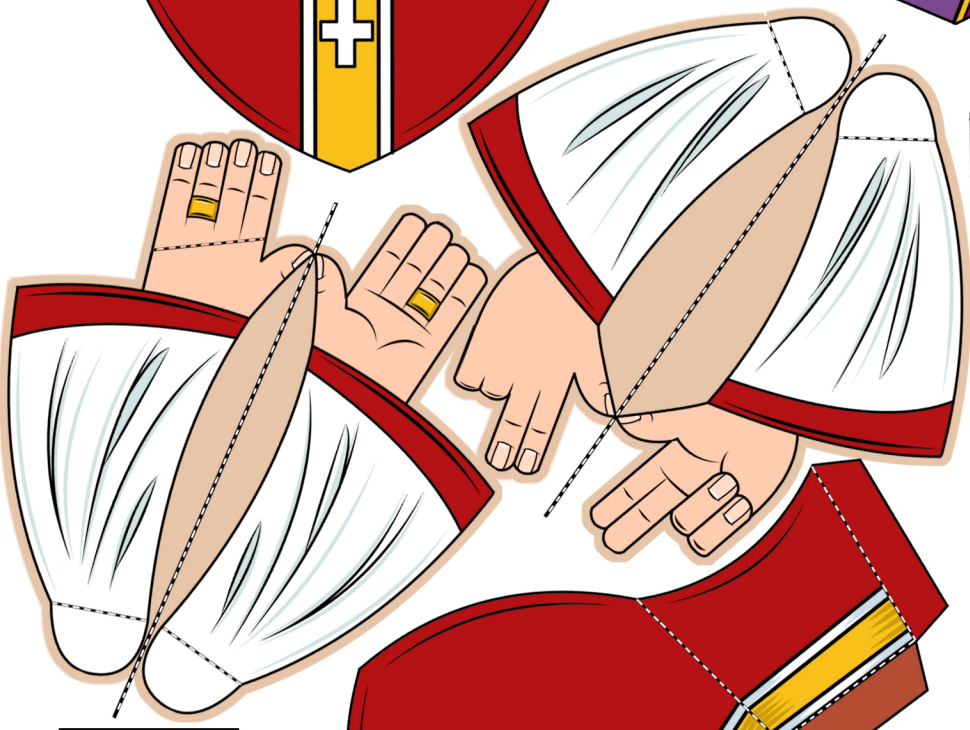
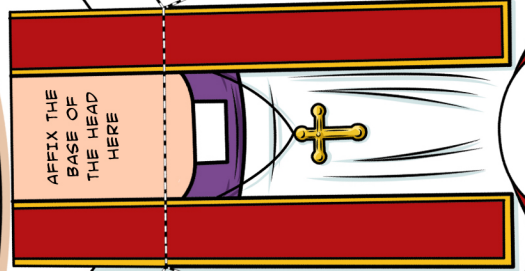





# BISHOP BETTY PAPER TOY

FROM THE BIGFOOT STUDIO SCRIPTORIUM



WHEN COMPLETE, ROLL THE ENDS OF THE HAIR AROUND A PENCIL TO GIVE THEM A CURL



FIX THE NAPE OF THE MITRE TO THE BACK OF THE HEAD



WHILE THE CHURCH OF ENGLAND DEBATES WHETHER TO ORDAIN WOMEN BISHOPS, WHY NOT HAVE A GO AT MAKING ONE OF YOUR OWN!

BE SURE TO SCORE ALL THE DOTTED FOLD LINES BEFORE YOU BEGIN TO CUT OUT THE PIECES!!

FOR THE **CROZIER** & THE **ARMS**, CUT OUT BOTH MATCHING HALVES OF THE SHAPE AS A SINGLE COMPLETE PIECE, SCORE & FOLD ALONG THE CENTRAL DOTTED LINE & GLUE BOTH HALVES BACK TO BACK, THEN CUT AROUND THE WHOLE SHAPE

